

Planning Sheet

Check list (measure in cm's)

- Measure your floor space at floor level from skirting board to skirting board (and/or skirting board to door surround)
- Ceiling Height
- Window ledge width/height
- Radiators
- Power point positions
- Light switch positions
- Door position (and door swing allowance)


See pages 18 & 19 of your colour brochure when planning.

If you are unsure about any aspect of your plan or parts, we are happy to check it over. Send us your Planning Sheet with space dimensions and your plan after completing your contact details.

Visit our web galleries for lots of ideas:

www.shelfstore.co.uk

Proposed Design



Write clearly using BLOCK CAPITALS

Name Mr/Mrs/Ms/Miss/Other _____

Daytime Tel _____

Company _____

Evening Tel _____

Address _____

Email Address _____


Preferred method of contact Phone Email

_____ Postcode _____

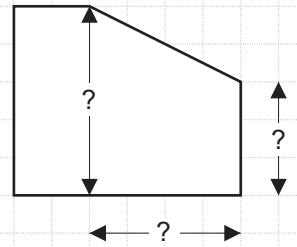
Where did you hear about Shelfstore? _____



Floor space & measurements



Wall shape & measurements



If you have a sloping ceiling, make sure you take these measurements.

